



# LEARJET REPLACEMENT PARTS



PART NO.	PART DESCRIPTION	AIRCRAFT OR ENGINE	CONDITION
<a href="#">1. HP200TR</a>	<b>Two Engines TR Inspection Kit</b>	<b>Learjet, HS125</b>	<b>NEW</b>
<a href="#">2. HP201TR</a>	<b>One Engine TR Inspection Kit</b>	<b>Learjet, HS125</b>	<b>NEW</b>
232-20250-13	Wave Washer	Learjet	NEW
232-20260-1HP	Bearing	Learjet	NEW
232-20268-503HP	Shoulder Bolt	Learjet	NEW
232-20426-1HP	Bushing	Learjet	NEW
2411660-13HP	Cable Assembly	Learjet	NEW
2411660-15HP	Cable Assembly	Learjet	NEW
2411660-18HP	Cable Assembly	Learjet	NEW
2411660-34HP	Cable Assembly	Learjet	NEW
3233190-2HP	Vespel Bearing	HS125, Lear, F20, Sabre 80	NEW
3515-28-04	Washer	Learjet	NEW
45-0008-07HP	Plug & Switch Assy	Learjet	NEW
<a href="#">45-0008-TR</a>	<b>DPI Switch &amp; Actuator Kit</b>	<b>Learjet</b>	<b>NEW</b>
45-12216-1HP	Bearing	Learjet, HS125	NEW
45-12216-1HP	Bearing	Learjet, HS125	NEW
45-12256-3HP	Bumper Plate	Learjet	NEW
45-12356-1HP	Spring	Learjet	NEW



# LEARJET REPLACEMENT PARTS



PART NO.	PART DESCRIPTION	AIRCRAFT OR ENGINE	CONDITION
45-12368-9HP	Pivot Arm	Learjet	NEW
<a href="#">45-12368-TR</a>	<b>DPI Pivot Arm Kit</b>	<b>Learjet, HS125</b>	<b>NEW</b>
<a href="#">45-12370-1HP</a>	<b>Swich Plate</b>	<b>Learjet</b>	<b>NEW</b>
<a href="#">45-12370-10TR</a>	<b>DPI Switch/Plate Assy Kit</b>	<b>Learjet, HS125</b>	<b>NEW</b>
45-12449-3HP	Actuator Assy	Learjet	NEW
4950008-71HP	Channel	Learjet	NEW
5415530-5HP	Cable Assembly	Learjet	NEW
5415542-16HP	Cable Assembly	Learjet	NEW
5415542-23HP	Cable Assembly	Learjet	NEW
5415542-26HP	Cable Assembly	Learjet	NEW
6015550-002HP	Cable Assembly	Learjet	NEW
6015550-003HP	Cable Assembly	Learjet	NEW
D6-1HP	Washer	Learjet	NEW
D6-4HP	Washer	Learjet	NEW



# LEARJET REPLACEMENT PARTS



PART NO.	PART DESCRIPTION	AIRCRAFT OR ENGINE	CONDITION
HP200TR	<b>TR INSP KIT</b> 2 Engines	<b>QTY in Kit</b>	
AN960C10L	WASHER	24	
AN960-416	WASHER	4	
D6-1	WASHER	120	
D6-4	WASHER	8	
MS21043-3	NUT	28	
MS21043-4	NUT	8	
MS24665-151	COTTER PIN	12	
MS24665-153	COTTER PIN	10	
MS24665-302	COTTER PIN	4	
MS9364-10	NUT	8	
MS9464-09	PIN	8	
NAS1291C4M	NUT	20	
NAS1351C3-8	SCREW	20	
NAS620C416L	WASHER	8	
NAS620-416L	WASHER	32	
232-20268-503HP	SHOULDER BOLT	8	
232-20426-1HP	BUSHING	8	
3515-28-04	WASHER	8	
45-12216-1HP	BEARING	8	





# LEARJET REPLACEMENT PARTS

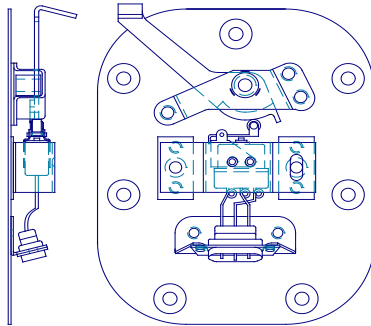


PART NO.	PART DESCRIPTION	AIRCRAFT OR ENGINE	CONDITION
HP201TR	TR INSP KIT 1 Engine	<b>QTY in Kit</b>	
AN960C10L	WASHER	12	
AN960-416	WASHER	2	
D6-1	WASHER	60	
D6-4	WASHER	4	
MS21043-3	NUT	14	
MS21043-4	NUT	4	
MS24665-151	COTTER PIN	6	
MS24665-153	COTTER PIN	5	
MS24665-302	COTTER PIN	2	
MS9364-10	NUT	4	
MS9464-09	PIN	4	
NAS1291C4M	NUT	10	
NAS1351C3-8	SCREW	10	
NAS620C416L	WASHER	4	
NAS620-416L	WASHER	16	
232-20268-503HP	SHOULDER BOLT	4	
232-20426-1HP	BUSHING	4	
3515-28-04	WASHER	4	
45-12216-1HP	BEARING	4	



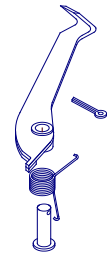


PART NO.	PART DESCRIPTION	AIRCRAFT OR ENGINE	CONDITION
----------	------------------	--------------------	-----------



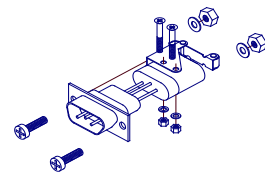
### DPI Switch & Plate Kit 45-12370-10TR

QTY	PART NUMBER	DESCRIPTION
1	45-0008-KIT	DPI SWITCH & ACTUATOR KIT
1	45-12368-KIT	DPI PIVOT ARM KIT
1	45-12370-1HP	MOUNTING PLATE ASSY.
2	MS24694-C3	SCREW
2	MS35333-72	WASHER
2	MS21043-08	NUT



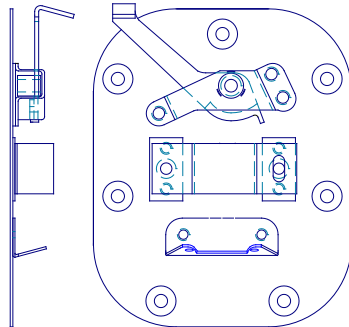
### DPI Pivot Arm Kit 45-12368-TR

QTY	PART NUMBER	DESCRIPTION
1	45-12356-1HP	SPRING
1	45-12370-109	PIN
1	45-12368-9HP	PIVOT ARM
1	MS24665-132	COTTER PIN



### DPI Switch & Actuator Kit 45-0008-KIT

QTY	PART NUMBER	DESCRIPTION
2	MS21043-08	NUT
2	MS35333-72	WASHER
2	MS35206-213	SCREW
2	NAS662C2R9	SCREW
2	MS21042-02-08	NUT
2	NAS620-4	WASHER
1	45-12449-3HP	ACTUATOR
1	45-0008-7HP	PLUG/SWITCH ASSY



### Switch Plate 45-12370-1HP

QTY	PART NUMBER	DESCRIPTION
1	45-12368-KIT	DPI PIVOT ARM KIT
1	45-12370-1HP	MOUNTING PLATE ASSY.
2	MS24694-C3	SCREW
2	MS35333-72	WASHER
2	MS21043-08	NUT